










Enhanced Easy-Stop™ with PLC and Easy-Stop™ Trailer ABS

	Page
ABS Modulator Valves.....	6
Adapter Cables.....	8
Connection Cable for Trailer ABS Modulator Valves.....	7
Diagnostic Activation Switch.....	11
Diagnostic Cable.....	10
Diagnostic Cable Mounting Bracket.....	11
Diagnostic and Test Equipment.....	12
ECU/Modulator Valve Assembly.....	2
ECU/Valve Replacement Kits.....	5
Exciter Rings.....	10
Haldex/Bendix ABS Retrofit Kits.....	3
Hub Assemblies.....	4
In-Line Filter Components.....	6
MBS-2 Retrofit Tools.....	4
Mounting Bracket.....	2
PLC Module.....	9
Power Cables.....	9
RSS (Roll Stability Support) ECU.....	13
RSS Diagnostic Cable.....	14
RSS EBS Installation Fitting Kit.....	13
RSS Power PLC Adapter Cable.....	13
RSS Pressure Sensor & Cable.....	13
RSS Retrofit Kit.....	13
RSS Warning Label.....	14
Sensors.....	7
Trailer ABS Warning Label.....	10
Wabash Retrofit Kits.....	3

TRAILER ABS ECU/MODULATOR VALVE ASSEMBLY

	ASSEMBLY PART NO.	ECU REPL. KIT	MODULATOR VALVE REPL. KIT	BRACKET (BASIC ONLY)	APPLICATION INFORMATION
	S400 500 101 0	S446 108 201 0	S472 195 033 0 (single)	S478 407 058 4	2S/1M Basic with bracket (MSH) - Recommended for use with standard trailers. Do not use with turntables, steerables or dollies. Used on trailers produced after March 1, 2001. Complete Enhanced Easy-Stop Assembly consists of an ECU, single or dual modulator valve and, for the Basic, a bracket. Replacement parts include ECU or modulator valve, mounting screws, o-ring, grease, and installation instructions.
	S400 500 102 0	S400 850 600 0	S400 850 602 0 (dual)		2S/2M Standard Used on trailers produced after March 1, 2001. Complete Enhanced Easy-Stop Assembly consists of an ECU, single or dual modulator valve and, for the Basic, a bracket. Replacement parts include ECU or modulator valve, mounting screws, o-ring, grease, and installation instructions.
	S400 500 103 0	S400 850 601 0	S400 850 602 0 (dual)		2S/2M, 4S/2M, 4S/3M Premium Used on trailers produced after March 1, 2001. Complete Enhanced Easy-Stop Assembly consists of an ECU, single or dual modulator valve and, for the Basic, a bracket. Replacement parts include ECU or modulator valve, mounting screws, o-ring, grease, and installation instructions.
	S400 500 104 0	S446 108 204 0	S472 195 033 0 (single)	S478 407 058 4	2S/1M Basic with bracket (MAR) - Recommended for use with turntables, steerables and dollies. Used on trailers produced after March 1, 2001. Complete Enhanced Easy-Stop Assembly consists of an ECU, single or dual modulator valve and, for the Basic, a bracket. Replacement parts include ECU or modulator valve, mounting screws, o-ring, grease, and installation instructions.
	S400 500 105 0		S400 850 602 0 (dual)		2S/2M, 4S/2M, 4S/3M Premium with InfoLink capability. Used on trailers produced after March 1, 2001. Complete Enhanced Easy-Stop Assembly consists of an ECU, single or dual modulator valve and, for the Basic, a bracket. Replacement parts include ECU or modulator valve, mounting screws, o-ring, grease, and installation instructions.
	S400 500 106 0		S472 195 033 0 (single)	S478 407 058 4	2S/1M Basic with InfoLink capability. Used on trailers produced after March 1, 2001. Complete Enhanced Easy-Stop Assembly consists of an ECU, single or dual modulator valve and, for the Basic, a bracket. Replacement parts include ECU or modulator valve, mounting screws, o-ring, grease, and installation instructions.


ENHANCED EASY-STOP ECU/VALVE ASSEMBLY MOUNTING BRACKET

	PART NUMBER	APPLICATION INFORMATION
	S478 407 058 4	For 2S/1M ECU/Valve assemblies only.

MSH = Modified Select High


MAR = Modified Axle Regulation

HALDEX/BENDIX ABS RETROFIT KITS


		
PART NUMBER	ABS SYSTEM	APPLICATION INFORMATION
R955372	2S/1M Standard Trailers	Converts all makes and models of Trailer ABS to Meritor WABCO Enhanced Easy-Stop. Contains 2S/1M ECU, 36 foot (10.9 meter) blunt cut power cable, two 1-foot (0.3 meter) sensors, two 6-foot (1.8 meter) sensor extensions, two sensor clips, and in-line filter.
R955373	2S/1M Standard Trailers	Converts all makes and models of Trailer ABS to Meritor WABCO Enhanced Easy-Stop. Contains 2S/1M ECU, 10 foot (3 meter) standard harness power cable, two 1-foot (0.3 meter) sensors, two 6-foot (1.8 meter) sensor extensions, two sensor clips, and in-line filter.

WABASH ABS RETROFIT KITS

WABASH MBS-1/MBS-1P RETROFIT KITS


			
PART NUMBER	DESCRIPTION	SYSTEM	KIT INCLUDES
R955374	Complete Retrofit Kit	2S/1M	ECU/Valve Assembly, 14' Power Cable, Sensors with 18" Leads, 6' Sensor Extension Cables and Sensor Clips
R955375		4S/2M	
R955382	Short Retrofit Kit	2S/1M	ECU/Valve Assembly and 14' Power Cable
R955383		4S/2M	

MBS-2 RETROFIT KITS



MBS-2 RETROFIT KITS				
				
PART NUMBER	DESCRIPTION	SYSTEM	KIT INCLUDES	
R955423	Kit with Tone Rings	2S/1M or 4S/1M	ECU/Valve Assembly, 14' Power Cable, Sensors, 6' Sensor Extension Cables, Sensor Clips with 18" Leads, Axle Plug (Tapped Axle), Press Plugs, Sensor Mounting Blocks, Sealant and Retrofit Instructions	
R955425	Kit without Tone Rings			
R955426	Kit with Tone Rings	2S/2M		
R955427	Kit without Tone Rings			

MBS-2 APPLICABLE HUB ASSEMBLIES










HUBS

	PART NUMBER	HUB TYPE	COMMENTS
	04-15968-007	Hub Piloted, Steel Wheels	New hub assemblies (hub, cups, tone rings) are available if pressing a tone ring into existing hubs is not desired.
	04-15968-009	Hub Piloted, Aluminum Wheels	
	04-15968-014	Stud Piloted, Right Handed	
	04-15968-015	Stud Piloted, Left Handed	



MBS-2 RETROFIT TOOLS

	PART NUMBER	DESCRIPTION	REMARKS
	51011-07	Press Plug Drive Adaptor	MBS2 retrofits will require the use of several available tools to assist in proper installation. See TP-06110 for technical publication on the MBS-2 retrofit process.
	51011-10	Press Plug Driver Handle	
	81044-00	Slide Hammer Kit	
	81044-01	Welsh Plug Removal Spear	
		S100 100 100 0 Sensor Block Mounting Fixture for TN/TQ axles	
		S100 100 101 0 Sensor Block Mounting Fixture for TP axles	





EASY-STOP ECU/VALVE REPLACEMENT KITS

	PART NUMBER	ABS SYSTEM	REPLACES	APPLICATION INFORMATION
	R955322	2S/1M Dollies, steerable axles, turntables	S472 500 011 0	Contains an Enhanced Easy-Stop ECU/Valve and a power cable adapter for use with the existing Easy-Stop power cable. Contains power cable adapter
	R955323	2S/1M Dollies, steerable axles, turntables		Contains an Enhanced Easy-Stop ECU/Valve and a power cable adapter for use with the existing Easy-Stop power cable. Contains power/diagnostic cable adapter.
	R955344	2S/1M Standard trailers	S472 500 021 0	Contains an Enhanced Easy-Stop ECU/Valve and a power cable adapter for use with the existing Easy-Stop power cable. Contains power cable adapter.
	R955345	2S/1M Standard trailers		Contains an Enhanced Easy-Stop ECU/Valve and a power cable adapter for use with the existing Easy-Stop power cable. Contains power/diagnostic cable adapter.
	R955320	2S/2M, 4S/2M	S472 500 012 0	Contains an Enhanced Easy-Stop ECU/Valve and a power cable adapter for use with the existing Easy-Stop power cable. Contains power cable adapter.
	R955321	2S/2M, 4S/2M		Contains an Enhanced Easy-Stop ECU/Valve and a power cable adapter for use with the existing Easy-Stop power cable. Contains power/diagnostic cable adapter.
	R955346	4S/3M	S472 500 013 0	Contains an Enhanced Easy-Stop ECU/Valve and a power cable adapter for use with the existing Easy-Stop power cable. Contains power cable adapter and modulator valve cable.
	R955347	4S/3M		Contains an Enhanced Easy-Stop ECU/Valve and a power cable adapter for use with the existing Easy-Stop power cable. Contains power/diagnostic cable adapter and modulator valve cable.


ABS MODULATOR VALVES

	PART NUMBER	OPERATING PRESSURE PSI (BAR)	PORT SIZES	APPLICATION INFORMATION
	R955378	145 (10)	Control (Port 4) – 3/8"-18 Dryseal NPTF, Delivery (Port 2) – 3/8"-18 Dryseal NPTF, Exhaust (Port 3) No thread, Supply (Port 1) – 3/4"-14 Dryseal NPTF	For 3M Enhanced Easy-Stop or 2M/3M Easy-Stop Units. For use on trailers produced prior to 4-1-99. Kit includes modulator valve and straight adapter cable. 12 volt, 3-4 psi crack pressure, 2 supply ports, 4 delivery ports. Replaces S472 195 032 0, S472 195 027 0, S472 195 026 0, S472 195 023 0, R955212
	S472 195 033 0		Control (Port 4) – 3/8"-18 Dryseal NPTF, Delivery (Port 2) – 3/8"-18 Dryseal NPTF, Exhaust (Port 3) - No thread, Supply (Port 1) – 3/4"-14 Dryseal NPTF	For 3M Enhanced Easy-Stop or 2M/3M Easy-Stop Units. For use on trailers produced 4-1-99 or later.


IN-LINE FILTER

	PART NUMBER	APPLICATION INFORMATION
	S432 500 005 0	In-line filter (complete valve). Mounted at the Gladhand. Highly recommended for control line. Prevents contamination of the trailer's air system. Requires regular cleaning, but equipped with a bypass if needed.
	R955366	In-line filter cartridge service kit (cartridge and o-ring). Prevents contamination of the trailers air system. Requires regular cleaning, but equipped with a bypass if needed.
	S100 100 002 4	In-line filter tool (to clean and replace cartridge).
<div style="border: 2px solid black; padding: 10px;"> <p>NOTICE:</p> <p>Trailer is equipped with an in-line filter to assist in protecting the air system brake valves. The in-line filter is serviceable and should be inspected and cleaned every 3 to 4 months. See TP-03100 for maintenance instructions. www.meritorwabco.com</p> <div style="text-align: center;">  </div> <p style="text-align: center;">MERITOR WABCO</p> </div>	S899 201 842 4	Label for In-line filter



RIGHT ANGLE (90°) SENSORS

	KIT NUMBER	PART NUMBER	CABLE LENGTH		APPLICATION INFORMATION
			FEET	METERS	
	R955335	S441 032 808 0	1.0	0.3	Installed at wheel ends to measure the motion of a sensed wheel in ABS applications. Sensor kits include sensor with cable leads, sensor clip (S899 759 815 4), grease packet (S884 490 307 4) and instruction sheets. When replacing the sensor, you must also replace the sensor clip.
	R955336	S441 032 809 0	3.0	0.9	
	R955365	S441 032 817 0	4.6	1.5	
	R955328	S441 032 103 0	5.6	1.7	
	R955341	S441 032 813 0	5.8	1.8	
	R955339	S441 032 615 0	6.3	1.9	
	R955340	S441 032 667 0	6.6	2.0	
	R955342	S441 032 814 0	6.6	2.0	
	R955327	S441 032 092 0	11.0	3.4	


SENSOR EXTENSION CABLE WITH PLUG

	PART NUMBER	LENGTH		APPLICATION INFORMATION
		FEET	METERS	
	S449 713 013 0	4.2	1.3	Two-wire cable that connects the wheel end sensors to the ECU. Use with all versions of Easy-Stop and Enhanced Easy-Stop
	S449 713 018 0	6	1.8	
	S449 713 030 0	10	3.0	
	S449 713 050 0	16	5.0	
	S449 713 070 0	23	7.0	
	S449 713 090 0	30	9.0	
	S449 713 120 0	39	12.0	
	S449 713 170 0	56	17.0	



SENSOR CLIPS

	PART NUMBER	I.D.	O.D.	LENGTH	WIDTH	APPLICATION INFORMATION
	R955458	0.63" 16.0 mm	0.71" 18.0 mm	1.18" 30.0 mm		Holds sensor in place. Chrome nickel sensor clip. Contains sensor clip and grease packet.
	R955459	0.63" 16.0 mm	0.71" 18.0 mm	1.18" 30.0 mm		Holds sensor in place. Copper-beryllium sensor clip. Includes sensor clip and grease packet.
	S894 305 357 4	4-3/4"	5-1/4"		1/2"	Clips around air hose lines to allow sensors to be connected.


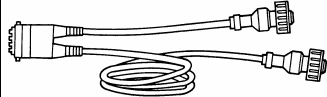

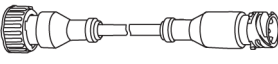

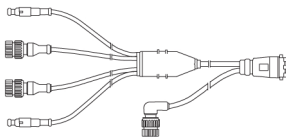

SENSOR PLUG

	PART NUMBER	LENGTH	APPLICATION INFORMATION
	S894 326 054 4	.963"	Plugs into trailer brake spiders to protect sensors.




TRAILER ABS MODULATOR VALVE EXTENSION CABLES

	PART NUMBER	LENGTH		APPLICATION INFORMATION
		FEET	METERS	
	S449 421 008 0	2.75	0.8	Easy-Stop. Three-wire cable with connector. Connects the relay valve to the ECU. Connector thread - M24 x 1. For use with trailers produced prior to 4-1-99
	S449 421 015 0	5	1.5	
	S449 421 020 0	7	2.0	
	S449 421 110 0	36	11.0	
	S449 421 150 0	49	15.0	
	S449 431 008 0	2.75	0.8	Easy-Stop. Three-wire cable with connector. Connects the relay valve to the ECU. For use with trailers produced 4-1-99 or later. Bayonet style connector.
	S449 431 015 0	5	1.5	
	S449 431 020 0	7	2.0	
	S449 431 060 0	20	6.0	
	S449 431 110 0	36	11.0	
	S449 431 150 0	49	15.0	

TRAILER ABS MODULATOR VALVE EXTENSION CABLES

	PART NUMBER	LENGTH		APPLICATION INFORMATION
		FEET	METERS	
	S449 464 186 0	7 and 14	2.0 and 4.0	Easy-Stop. "Y" cable for use with 4S/3M configurations. For use with trailers produced prior to 4-1-99.
	S449 464 326 0	7 and 39	2.0 and 12.0	
	S449 474 186 0	7 and 14	2.0 and 4.0	Easy-Stop. "Y" cable for use with 4S/3M configurations. For use with trailers produced 4-1-99 or later. Bayonet style connector.
	S449 474 326 0	7 and 39	2.0 and 12.0	
	S449 404 048 0	10 and 3	3 and 1	Enhanced Easy-Stop. Optional "Y" modulator valve/generic Input/Output cable for use with 4S/3M Premium ECU/Dual Modulator Valve Assemblies.
	S449 404 055 0	26 and 3	8 and 1	
	S449 425 030 0	10	3	Enhanced Easy-Stop. Extension cable for Modulator Valve cable.
	S449 425 060 0	20	6	
	S449 425 110 0	36	11	
	S449 441 015 0	5	1.5	Enhanced Easy-Stop. Used with Premium ECU/Modulator Valve Assembly in 3M installations. Straight connector.
	S449 441 030 0	10	3	
	S449 441 060 0	20	6	
	S449 441 080 0	26	8	
	S449 441 110 0	36	11	
	S449 442 010 0	3	1	Enhanced Easy-Stop. Optional generic Input/Output cable for use with 2S/2M or 4S/2M Premium ECU/Dual Modulator Valve Assemblies.
	S894 606 275 2	1.65	0.5	Enhanced Easy-Stop. Used with 2S/1M Basic ECU/Modulator Valve Assembly - connects the relay valve to the ECU. Right angle connector.

ADAPTER CABLES

	PART NUMBER	APPLICATION INFORMATION
	S894 601 132 2	Converts the 341 series relay valve cables from bayonet style to screw type connector.
	S894 601 133 2	Converts the 421 series relay valve cables from screw type to bayonet style connector.
	S894 607 312 0	Connects Easy-Stop power cable to an Enhanced Easy-Stop ECU/modulator valve assembly. Power adapter cable.

ADAPTER CABLES

	PART NUMBER	APPLICATION INFORMATION
	S894 607 313 0	Connects Easy-Stop power cable to an Enhanced Easy-Stop ECU/modulator valve assembly. Power/diagnostic adapter cable.


POWER CABLES

	PART NUMBER	FEET	METERS	APPLICATION INFORMATION
	S449 315 010 0	3	1.0	Easy-Stop 4-conductor power cable. (May be used to replace 3-conductor cables.) NOTE: If you are replacing a 3-conductor power cable (part numbers S894 604 197 2 or S894 604 196 2), order a 4-conductor replacement cable.
	S449 315 030 0	10	3.0	
	S449 315 110 0	36	11.0	
	S449 315 150 0	49	15.0	
	S449 315 200 0	66	20.0	
	S449 332 140 0	49	15.0	Easy-Stop 5-conductor power cable. Provides signal for tractor dash-mounted trailer ABS indicator lamp.
	S449 332 180 0	66	20.0	
	S894 604 944 0	3	1.0	Easy-Stop 4-conductor pigtail power cable. Sold with industry standard harness connector.
	S894 604 945 0	13	4.0	
	S894 606 037 0	1.27	0.5	
	S894 606 038 0	14	4.7	
	S894 606 050 0	20	6.0	
	S894 606 051 0	10	3.0	
	S449 326 005 0	1.65	0.5	Enhanced Easy-Stop 4-conductor power cable. Available with industry standard harness connector and Enhanced Easy-Stop connector.
	S449 326 010 0	3	1	
	S449 326 030 0	10	3	
	S449 326 047 0	14	4.7	
	S449 326 060 0	20	6	
	S449 328 010 0	3	1	Enhanced Easy-Stop 4-conductor power cable. Blunt cut. Enhanced Easy-Stop connector on one end and 4 individual wires on the other end.
	S449 328 030 0	10	3	
	S449 328 110 0	36	11	
	S449 364 102 0	1.5 and 7	0.4 and 2	Enhanced Easy-Stop 4-conductor "Y" style power/diagnostics cable. Used with diagnostic connector on the trailer.
	S449 364 103 0	3 and 7	1 and 2	
	S449 364 142 0	1.65 and 10	0.5 and 3	
	S449 364 143 0	3 and 10	1 and 3	
	S449 364 153 0	20 and 10	6 and 3	

PLC MODULE

	PART NUMBER	RIGHT CONNECTOR LENGTH		LEFT CONNECTOR LENGTH		APPLICATION INFORMATION
		FEET	METERS	FEET	METERS	
	S894 607 280 2	1	0.33	1	0.33	Over-molded industry standard shroud The PLC module allows use of Meritor WABCO Easy-Stop trailer ABS on trailers manufactured on or after March 1, 2001. The module can also be used on existing trailers manufactured before March 1, 2001 to transmit the fault signal to the tractor.




EXCITER RINGS

	PART NUMBER	I.D.	O.D.	NO. OF TEETH	INSERT DIA.
	09-001867	6-31/64"	7-3/64"	100	
	3237-D-1070	5-7/64"	6-29/64"	100	
	3237-G-1047	5-63/64"	7-9/32"	100	6-5/16"
	3237-H-1256	6-33/64"	7-19/64"	100	
	3237-K-1051	6-7/16"	7-1/16"	100	
	3237-L-1260	5-1/64"	6-25/32"	100	
	3237-P-1056	7-51/64"	8-5/8"	100	
	3237-Q-1031	5-1/8"	7-1/2"	100	
	3237-R-1032	5-7/16"	7-11/16"	100	
	3237-T-1242	6-1/2"	8-3/8"	80	
	3237-V-1062	6-7/8"	7-29/32"	100	
	3237-V-1192	6-7/16"	7-9/16"	100	
	3237-Y-1195	6-19/64"	7-17/64"	100	


TRAILER ABS WARNING LABEL

NOTICE:		PART NUMBER	COMMENTS
<p>If the ABS indicator lamp comes on <i>and</i> stays on when you apply the brakes to a <i>moving</i> vehicle, the trailer ABS must be serviced as soon as possible upon completion of your trip to ensure full anti-lock braking capability.</p> <p>TP-95172 MERITOR WABCO Rev. 7/01</p>		TP-95172	This label provides information about the operation of the ABS indicator lamp. Label is self-adhesive and is mounted on the trailer near the ABS indicator lamp.


EASY-STOP DIAGNOSTIC CABLES

	PART NUMBER	LENGTH		APPLICATION INFORMATION
		FEET	METERS	
	S449 613 030 0	9	2.7	Easy Stop diagnostic cable provides for blink code diagnostics via the Pro-Link 9000 diagnostic tool. 5-wire cable with overmolded connector to ECU on one end and SAE J1587 diagnostic connector overmolded on other end.
	SA1-3237-K-1129	9	2.7	Easy-Stop diagnostic cable mounted to bracket with protective cap on SAE J1587 diagnostic connector. Cap only - P/N 2237-M-1235
	SA1-3237-L-1130	9	2.7	Easy-Stop diagnostic cable mounted to bracket with diagnostic tool connected to SAE J1587 diagnostic connector.


ENHANCED EASY-STOP POWER/DIAGNOSTIC CABLES

	PART NUMBER	FEET	METERS	APPLICATION INFORMATION
	S449 364 102 0	1.5 and 7	0.4 and 2	Enhanced Easy-Stop 4-connector "Y" style power/diagnostics cable. Used with diagnostic connector on the trailer.
	S449 364 103 0	3 and 7	1 and 2	
	S449 364 142 0	1.65 and 10	0.5 and 3	
	S449 364 143 0	3 and 10	1 and 3	
	S449 364 153 0	20 and 10	6 and 3	

DIAGNOSTIC ACTIVATION SWITCH

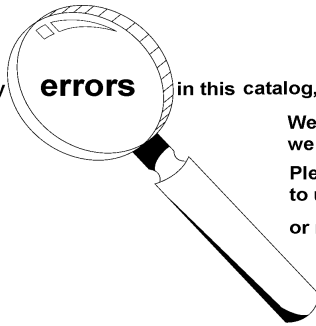
	PART NUMBER	APPLICATION INFORMATION
	S2237-Z-1222	A sealed switch and lamp that connects to the SAE J1587 diagnostic connector. This tool is used to activate the Easy-Stop and Enhanced Easy-Stop blink code diagnostics, configure the ECU, and test the installation. The tool is designed to remain on the trailer at all times.

DIAGNOSTIC CABLE MOUNTING BRACKET

	PART NUMBER	LENGTH	APPLICATION INFORMATION
	S3155-L-1234	3" (.076m)	Bracket used to mount diagnostic cable assembly to trailer.

MERITOR WABCO

If you detect any **errors** in this catalog, please let us know.




We want the information to be as accurate as possible; we appreciate your help in making it so.

Please e-mail any comments/suggestions/corrections to us at: catalogfeedback@arvinmeritor.com


or mail to: ArvinMeritor
attn: Catalog Dept.
7975 Dixie Highway
Florence, KY 41042

DIAGNOSTIC AND TEST EQUIPMENT

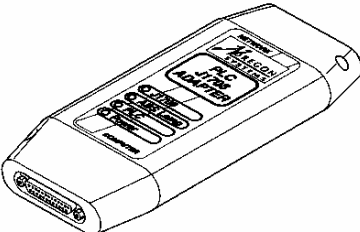
TOOLBOX® SOFTWARE

	COMMENTS
 <p>Includes Spanish and French Versions for ABS and WABS</p> <p>TOOLBOX SOFTWARE</p> <p>PC based diagnostic and troubleshooting for Meritor WABCO</p> <ul style="list-style-type: none"> • Pneumatic ABS (D and E Versions) • Trailer ABS (Easy-Stop® and Enhanced Easy-Stop® with PLC) • Hydraulic ABS • Hydraulic Power Brake (HPB) • Electronic Leveling Valves for Tractors • Electronic Leveling Valves for Trailers <p>MERITOR WABCO</p>	<p>TOOLBOX Software is a pc-based diagnostics program that can display wheel speed data, test individual components, verify installation wiring and more.</p> <p>Version 7.0 (or higher) supports Enhanced Easy-Stop with PLC and runs in Windows® 95, 98, NT, 2000, ME and XP.</p> <p>TOOLBOX software and support equipment is not available from Meritor WABCO or ArvinMeritor.</p> <p>Software part number is TOOLBOX. An RS232 to J1708 converter box (part number J-45537-MRR) is required. Contact SPX at 1-800-328-6657 to order.</p>


PLC DATAMASTER - Enhanced Easy-Stop

	COMMENTS
	<p>Extracts blink codes, trailer VINs, odometer for up to 255 trailers. Features rechargeable battery. For use with Enhanced Easy-Stop trailer ABS only.</p> <p>The PLC DATAMASTER is not available from Meritor WABCO or ArvinMeritor.</p> <p>Contact Pacific Insight Electronics Corporation at 1-800-995-1155 to order.</p>


PLC TESTER - Enhanced Easy-Stop

	COMMENTS
	<p>The PLC/J1708 adapter can be used to check PLC diagnostics and troubleshoot communication malfunctions between the tractor and the trailer.</p> <p>The adapter simulates the tractor ABS lamp. This lets you know there is a PLC signal - the trailer ABS is capable of lighting the dash-mounted Trailer ABS lamp.</p> <p>The PLC/J1708 TESTER is not available from Meritor WABCO or ArvinMeritor.</p> <p>Contact SPX at 1-800-328-6657 to order.</p>

PLC DISPLAY

	PART NUMBER	COMMENTS
	<p>S400 850 614 0</p>	<p>Enhanced Easy-Stop InfoLink.</p>

MPSI PRO-LINK® PLUS

	COMMENTS
	<p>Provides diagnostic and testing capability for ABS components. The Pro-Link requires a cartridge specifically developed for diagnosing Meritor WABCO ABS.</p> <p>The MPSI PRO-LINK PLUS is not available from Meritor WABCO or ArvinMeritor.</p> <p>Contact SPX at 1-800-328-6657 to order.</p>

ROLL STABILITY SUPPORT (RSS) - ECU/VALVE ASSEMBLY

	PART NUMBER	VOLTAGE	APPLICATION INFORMATION
	S480 102 020 0	12-volt	EBS installation fitting kit required.



RSS - TRAILER EBS INSTALLATION FITTING KIT

	PART NUMBER	APPLICATION INFORMATION
	S400 850 511 0	Use with RSS ECU



RSS RETROFIT KITS

A collection of components for RSS retrofit kits, including ECUs, power cables, diagnostic cables, fittings, and sensor cables.			
KIT PART NO.	SYSTEM	EXISTING TRAILER SET-UP	KIT INCLUDES
R955424	4S/2M	Meritor WABCO ABS Equipped Trailer	ECU/Valve Assembly, 1.5' Power Cable, Diagnostic Cable, Metric Conversion Fitting Kit, In-Line Filter, Identification Labels and Installation Instructions. Air Ride Suspension applications only.
R955440	2S/1M	Meritor WABCO ABS Equipped Trailer	ECU/Valve Assembly, 1.5' Power Cable, Diagnostic Cable, Metric Conversion Fitting Kit, In-Line Filter, Sensors with 1.5' Leads, 6' Sensor Extension Cables, Sensor Clips, Sensor Blocks, Tone Rings, Identification Labels and Installation Instructions. Air Ride Suspension applications only.
R955441	2S/1M, 4S/2M	Non-ABS or Other Non-Meritor WABCO ABS Equipped Trailer	

RSS POWER PLC ADAPTER CABLE





	PART NUMBER	APPLICATION INFORMATION
	S446 146 005 0	Provides PLC capability ABS dropout connection - 1.65 ft. (0.5m). ECU connection - 6 ft. (2m)
	S446 146 047 0	Provides PLC capability ABS dropout connection - 14 ft. (4.7m). ECU connection - 6 ft. (2m)



RSS - PRESSURE SENSOR & CABLE

A diagram showing a pressure sensor connected to a cable. Labels include 'CONTROL LINE PRESSURE SENSOR', 'FITTING', and 'PRESSURE SENSOR CABLE'.	PART NUMBER	APPLICATION INFORMATION
	S441 040 010 0	Used for special trailer applications only. Pressure sensor. Includes NPTF adapter.
	S449 473 080 0	Used for special trailer applications only. Cable 26 ft. (8m)
	S449 473 130 0	Used for special trailer applications only. Cable 42 ft. (13m)

RSS DIAGNOSTIC CABLES

	PART NUMBER	DESCRIPTION	APPLICATION INFORMATION
	S446 300 329 2	20 ft. (6m) diagnostic interface cable.	Use both interface and cable.
	S446 301 021 0	Trailer EBS diagnostic interface for serial ports on PC.	
	S446 301 022 0	Trailer EBS diagnostic interface for USB ports on PC.	
	S449 672 030 0	10 ft. (3m) trailer diagnostic cable.	

RSS - WARNING LABEL

	PART NUMBER	APPLICATION INFORMATION
<p>CAUTION:</p> <p>Trailer is equipped with Anti-Lock Brake System (ABS) with Roll Stability Support (RSS). Towing vehicle must supply constant 12-Volt Power to the trailer center pin of the J-560 (7-Way Connector) for the RSS to function. An additional In-Line filter has been added to the control line to help maintain the air system; it must be serviced every 3-4 months.</p> <p>MERITOR WABCO</p>	S899 201 833 4	Attaches to trailer near the seven-way connector.

NUMERICAL PARTS LISTING

PART NUMBER	PAGE	PART NUMBER	PAGE	PART NUMBER	PAGE
04-15968-007	4	S449 326 010 0	9	S894 606 050 0	9
04-15968-009	4	S449 326 030 0	9	S894 606 051 0	9
04-15968-014	4	S449 326 047 0	9	S894 606 275 2	8
04-15968-015	4	S449 326 060 0	9	S894 607 280 2	9
09-001867	10	S449 328 010 0	9	S894 607 312 0	8
51011-07	4	S449 328 030 0	9	S894 607 313 0	9
51011-10	4	S449 328 110 0	9	S899 201 833 4	14
81044-00	4	S449 332 140 0	9	S899 201 842 4	6
81044-01	4	S449 332 180 0	9	TOOLBOX	12
MPSI PRO LINK PLUS	12	S449 364 102 0	9,10	TP-95172	10
PLC DATAMASTER	12	S449 364 103 0	9,10	S2237-Z-1222	11
PLC TESTER	12	S449 364 142 0	9,10	S3155-L-1234	11
R955320	5	S449 364 143 0	9,10	3237-Q-1031	10
R955321	5	S449 364 153 0	9,10	3237-R-1032	10
R955322	5	S449 404 048 0	8	3237-G-1047	10
R955323	5	S449 404 055 0	8	3237-K-1051	10
R955344	5	S449 421 008 0	7	3237-P-1056	10
R955345	5	S449 421 015 0	7	3237-V-1062	10
R955346	5	S449 421 020 0	7	3237-D-1070	10
R955347	5	S449 421 110 0	7	SA1-3237-K-1129	10
R955366	6	S449 421 150 0	7	SA1-3237-L-1130	11
R955372	3	S449 431 008 0	7	3237-V-1192	10
R955373	3	S449 431 015 0	7	3237-Y-1195	10
R955374	3	S449 431 020 0	7	3237-H-1256	10
R955375	3	S449 431 060 0	7	3237-L-1260	10
R955378	6	S449 431 110 0	7		
R955382	3	S449 431 150 0	7		
R955383	3	S449 441 015 0	8		
S100 100 002 4	6	S449 441 030 0	8		
S400 500 101 0	2	S449 441 060 0	8		
S400 500 102 0	2	S449 441 080 0	8		
S400 500 103 0	2	S449 441 110 0	8		
S400 500 104 0	2	S449 442 010 0	8		
S400 500 105 0	2	S449 464 186 0	8		
S400 500 106 0	2	S449 464 326 0	8		
S400 850 511 0	13	S449 473 080 0	13		
S432 500 005 0	6	S449 473 130 0	13		
S441 032 092 0	7	S449 474 186 0	8		
S441 032 103 0	7	S449 474 326 0	8		
S441 032 615 0	7	S449 613 030 0	10		
S441 032 667 0	7	S449 672 030 0	14		
S441 032 808 0	7	S449 713 013 0	7		
S441 032 809 0	7	S449 713 018 0	7		
S441 032 813 0	7	S449 713 030 0	7		
S441 032 814 0	7	S449 713 050 0	7		
S441 032 817 0	7	S449 713 070 0	7		
S441 040 010 0	13	S449 713 090 0	7		
S446 146 005 0	13	S449 713 120 0	7		
S446 146 047 0	13	S449 713 170 0	7		
S446 300 329 2	14	S472 195 033 0	6		
S446 301 021 0	14	S478 407 058 4	2		
S446 301 022 0	14	S480 102 020 0	13		
S449 315 010 0	9	S894 601 132 2	8		
S449 315 030 0	9	S894 601 133 2	8		
S449 315 110 0	9	S894 604 944 0	9		
S449 315 150 0	9	S894 604 945 0	9		
S449 315 200 0	9	S894 606 037 0	9		
S449 326 005 0	9	S894 606 038 0	9		

MERITOR WABCO

Meritor WABCO Vehicle Control Systems
2135 West Maple Road
Troy, Michigan 48084-7121
888-725-9355
www.meritorwabco.com
xpresswayplus.arvinmeritor.com

Information contained in this publication was in effect at the time the publication was approved for printing and is subject to change without notice or liability. Meritor WABCO reserves the right to revise the information presented or discontinue the production of parts at any time.

copyright 2008
Meritor WABCO

Printed in U.S.A.

Revised 6/08
PB-96133