



TIJ1207-04

**WABCO Roll Stability System Plus (RSS+) Parts**

Feb. 27, 2012

WABCO publishes an in depth installation manual numbered TP-0887. This should be consulted for detailed explanation of these systems and requirements. Below are shown the most common parts used with Roll Stability Systems. A control line pressure sensor is available but not shown. Contact your Sealco Regional Manager for more information.

ECU/Valve Assembly

**480 107 000 0**

2s2m-4s2m Configurations.

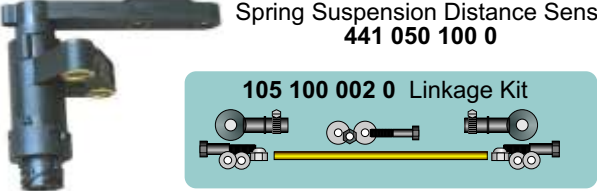


One required


Required on trailers with spring suspensions.

Spring Suspension Distance Sensor  
**441 050 100 0**

**105 100 002 0** Linkage Kit




**441 901 714 4** Sensor Arm Extension



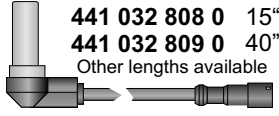
Distance Sensor Lead (one required)

Part Numbers	[A]
<b>449 811 020 0</b>	2m/80"
<b>449 811 030 0</b>	3m/9'10"




Sensors, Mounting Locks And Retainer Clips  
Standard axle end ABS parts can be used.

<b>441 032 808 0</b>	15"
<b>441 032 809 0</b>	40"
Other lengths available	



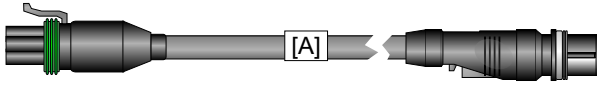
<b>899 759 815 4</b>
----------------------



One each required for each sensed wheel.

Power Cable

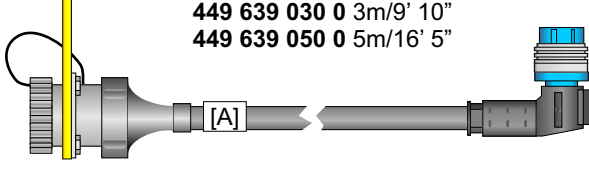
Part Numbers	[A]
<b>449 351 010 0</b>	1m/40"
<b>449 351 047 0</b>	4.7m/15' 5"



One required

Diagnostic Cable

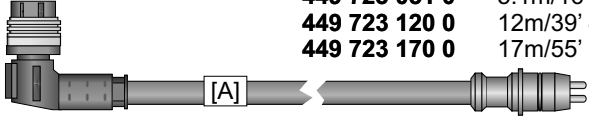
Part Numbers	[A]
<b>449 639 030 0</b>	3m/9' 10"
<b>449 639 050 0</b>	5m/16' 5"



Optional

Sensor Extension Lead

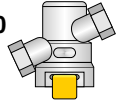
Part Numbers	[A]
<b>449 723 018 0</b>	1.8m/70"
<b>449 723 030 0</b>	3m/9' 10"
<b>449 723 051 0</b>	5.1m/16' 9"
<b>449 723 120 0</b>	12m/39' 4"
<b>449 723 170 0</b>	17m/55' 9"



One required for each sensed wheel.


Control Line Filter

**432 500 005 0**





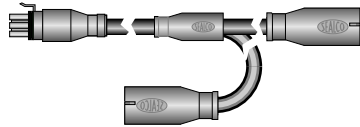
Install in control line upstream of the ECU/Valve.

**899 201 842 4**  
(Label)



One required.

Common Power Cable Extensions

	Male/Female Packard Five Pole Extension Jumper
	Packard Five Pole To Blunt End Extension
	Packard Five Pole Power Splitter Cable

Optional

Various lengths available

<b>899 201 833 4</b>	<b>100 001 012 4</b>	<b>TP-95172</b>
		

After installation a final check out must be performed on each system. The following will be required.

- A Windows based PC.
- Current Toolbox Software
- A Noregon PLC Adapter (Verify Firmware On USB Models)
- A constant supply of 120 psi air.
- A filtered 12 volt power supply or battery capable of producing
- 10 amps of continuous current.